



District Report Card: 2017


State: Rajasthan	District: Baran
Class: 5	Subject: Language
Schools: 61	Students: 868


Participation/Coverage


Students

<div>GENDER</div> <div></div>	Boys		Girls	
	Number	%	Number	%
	452	52.07	416	47.93

<div>AREA</div> <div></div>	Rural		Urban	
	Number	%	Number	%
	832	95.85	36	4.15

<div>CATEGORY</div> <div></div>	SC		ST		OBC		GEN	
	Number	%	Number	%	Number	%	Number	%
	189	21.77	269	30.99	395	45.51	15	1.73

<div>CWSN</div> <div></div>	LD	VI	HI	S&LD	ID	Oth
	0	2	1	0	1	16

<div>Management</div> <div></div>	Government		Government-aided	
	Number	%	Number	%
	868	100.00	0	0.00

Average Performance of Students in Language (%)

Overall	Gender		Area		Management		Social Group			
	Male	Female	Rural	Urban	Govt.	Aided	SC	ST	OBC	GEN
67.50	67.61	67.37	68.29	49.26	67.50	0.00	68.22	66.59	67.59	72.00

Performance on Learning Outcomes (LOs)

Learning Outcomes	Description	Average Performance(%)
L504	Reads and comprehends independently storybooks, news items/ headlines, advertisements etc.	65.35
L508	Reads text with comprehension, locates details and sequence of events	68.57

Range of Performance of Students who Answered Correctly							
Below 30%		30% - 50%		50% - 75%		Above 75%	
Number	%	Number	%	Number	%	Number	%
44	5.07	130	14.98	374	43.09	320	36.87

Lowest Performing Learning Outcomes (LOs)

- 1 - Reads and comprehends independently storybooks, news items/ headlines, advertisements etc. (65.35)
- 2 - Reads text with comprehension, locates details and sequence of events (68.57)